



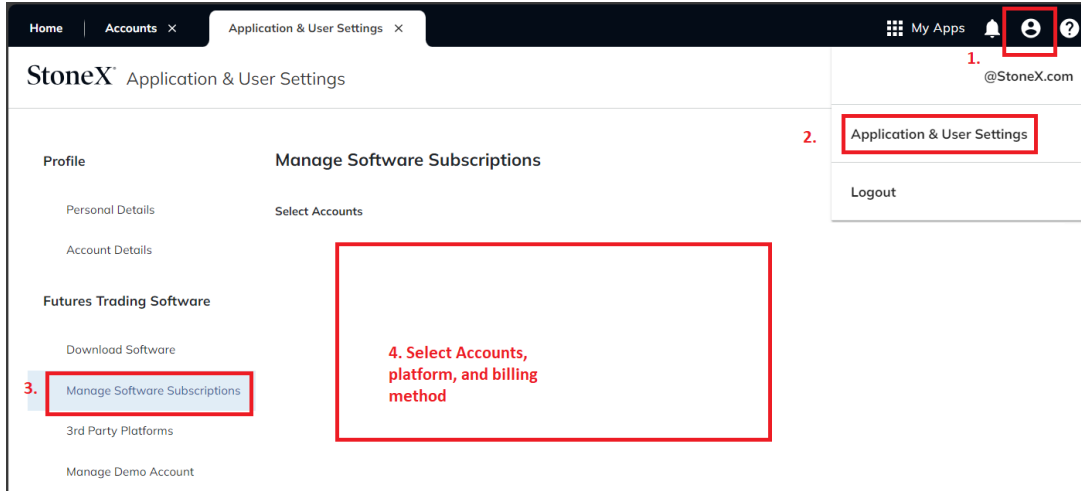
MT5 Sign-up and Setup

User Guide

December 27, 2023

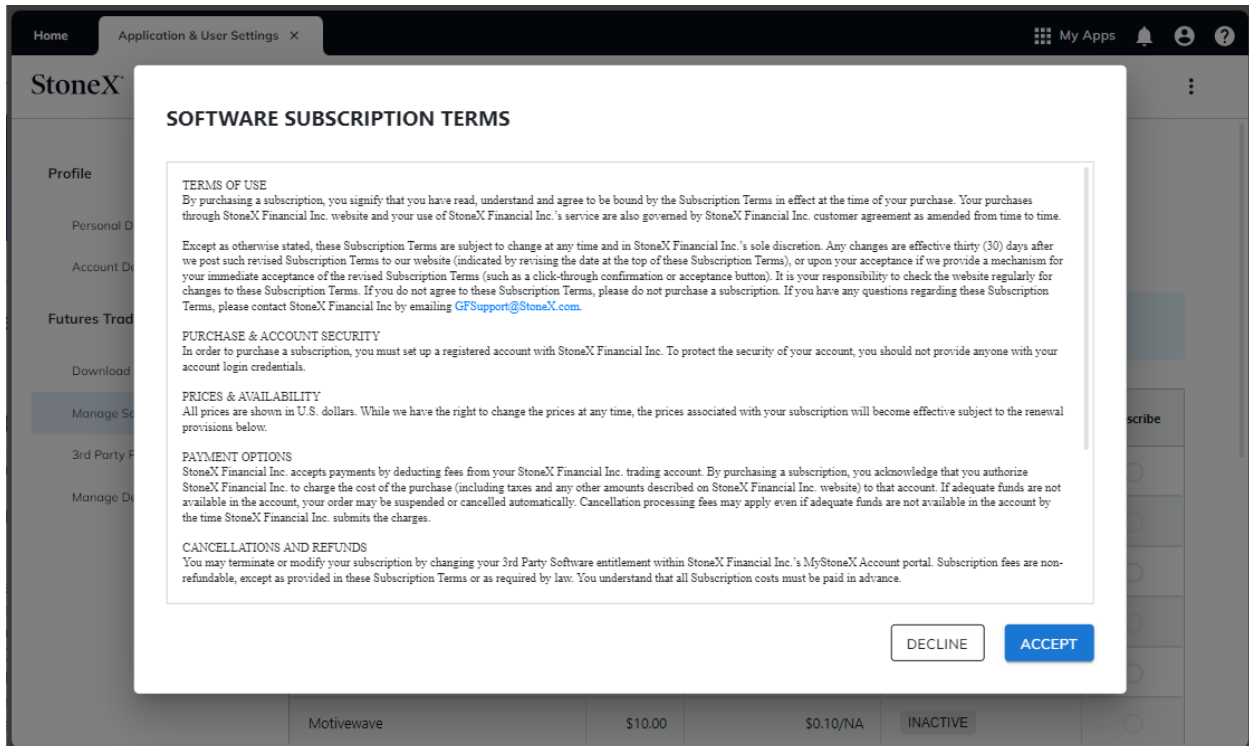
Introduction

This guide will provide information on how to subscribe to MT5 (MetaTrader). To sign up, go to the MyStoneX portal, <https://my.stonex.com>. Once logged in, click on the person icon in the top right and go to **Application & User Settings > Manage Software Subscriptions**.



Software Subscription Terms

Review the terms and click 'Accept' to proceed.



(Full terms are provided at the end of this document.)

Enable Software

Select the account you would like to trade at the top under **Select Accounts** and select the MT5 radio box in the **Subscribe** column.

Profile

Personal Details

Account Details

Futures Trading Software

Download Software

Manage Software Subscriptions

3rd Party Platforms

Manage Demo Account

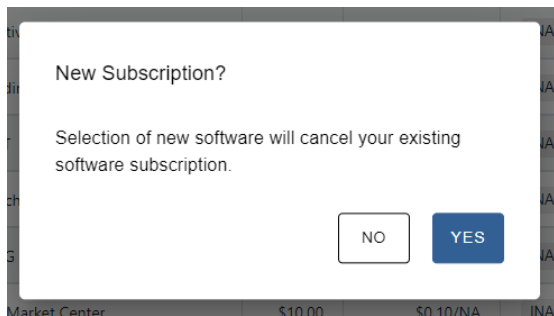
Manage Software Subscriptions

Select Accounts check boxes are grayed out if managed (ie. not self-directed)

Select a Platform

Name	Monthly	Per Trade Max	Subscription Status	Subscribe
CQG Desktop (web and mobile)	\$25.00	\$0.25/\$595.00	INACTIVE	<input checked="" type="radio"/>
CQG QTrader	\$75.00	\$0.25/\$695.00	INACTIVE	<input type="radio"/>
CQG Integrated Client	\$845.00	NA/NA	INACTIVE	<input type="radio"/>
MT5	\$0.00	\$0.15/NA	INACTIVE	<input type="radio"/>
Barchart Trader	\$10.00	\$0.05/NA	INACTIVE	<input type="radio"/>
Motivewave	\$10.00	\$0.10/NA	INACTIVE	<input type="radio"/>
Tradingview	\$10.00	\$0.05/NA	INACTIVE	<input type="radio"/>
QST	\$10.00	\$0.10/NA	INACTIVE	<input type="radio"/>
Barchart CmdtyView	\$10.00	\$0.10/NA	INACTIVE	<input type="radio"/>
CQG One	\$100.00	\$0.25/\$1,000.00	INACTIVE	<input type="radio"/>
QT Market Center	\$10.00	\$0.10/NA	INACTIVE	<input type="radio"/>
Monthly Cost	\$25.00			
Admin Fee	\$2.50			
Total	\$27.50	\$0.25/\$595.00		

Note: Only self-directed account can subscribe. Brokers or accounts that are managed by another party cannot be enabled. A prompt like below may appear:



Payment Plan

Finally, select the payment method. **MT5 does not have a monthly fee, select “fees withdrawn from my futures account” to proceed.**

Profile	Manage Software Subscriptions
Personal Details	Subscription Summary
Account Details	Monthly Cost \$0.00
Futures Trading Software	Administrative Fee \$0.00
Download Software	Total Monthly Cost \$0.00
Manage Software Subscriptions	
3rd Party Platforms	
Manage Demo Account	

PAYMENT PLAN

Fees withdrawn from futures account

Account to Bill

Credit Card

Confirmation

A message will appear that your request is in progress. An email will be sent with your username and password.

Profile

- Personal Details
- Account Details
- Futures Trading Software**
 - Download Software
 - Manage Software Subscriptions**
 - 3rd Party Platforms
 - Manage Demo Account

Manage Software Subscriptions

✔ A change in subscription is pending

Select a Platform

Name
CQG Desktop (web and mobile)
CQG QTrader
CQG Integrated Client
MT5
Barchart Trader
Motivewave
Tradingview
QST
Barchart CmdtyView
✘ CQG One

✔ You have successfully subscribed

Cancel subscription

To discontinue the subscription, click **Unsubscribe** to continue. Then, click **Submit** in the Confirmation window.

Futures Trading Software

Download Software

Manage Software Subscriptions

3rd Party Platforms

Manage Demo Account

✔ The end of the month is approaching. As a reminder, software subscriptions are not prorated. Please confirm you wish to subscribe to the software. Otherwise, you may wait for the first calendar day to subscribe to the software.

Select a Platform

Name	Monthly	Per Trade Max	Subscription Status	Subscribe
CQG Desktop (web and mobile)	\$25.00	\$0.25/\$595.00	INACTIVE	<input type="radio"/>
CQG QTrader	\$75.00	\$0.25/\$695.00	INACTIVE	<input type="radio"/>
CQG Integrated Client	\$845.00	NA/NA	INACTIVE	<input type="radio"/>
MT5	\$0.00	\$0.15/NA	ACTIVE AUTO-RENEW	<input checked="" type="radio"/>
Barchart Trader	\$10.00	\$0.05/NA	INACTIVE	<input type="radio"/>
Motivewave	\$10.00	\$0.10/NA	INACTIVE	<input type="radio"/>
Tradingview	\$10.00	\$0.05/NA	INACTIVE	<input type="radio"/>
QST	\$10.00	\$0.10/NA	INACTIVE	<input type="radio"/>
Barchart CmdtyView	\$10.00	\$0.10/NA	INACTIVE	<input type="radio"/>
CQG One	\$100.00	\$0.25/\$1,000.00	INACTIVE	<input type="radio"/>
QT Market Center	\$10.00	\$0.10/NA	INACTIVE	<input type="radio"/>
Monthly Cost	\$0.00			
Admin Fee	\$0.00			
Total	\$0.00	\$0.15/NA		

Then, click **YES**.

Unsubscribe?

Are you sure you want to cancel your subscription?

You'll see a message confirming the request is in process:

The screenshot shows a user interface with a sidebar on the left and a main content area on the right. The sidebar contains the following menu items: Personal Details, Account Details, Futures Trading Software, Download Software, Manage Software Subscriptions (highlighted in light blue), 3rd Party Platforms, and Manage Demo Account. The main content area features a dark blue notification banner at the top with a checkmark icon and the text "A change in subscription is pending". Below this is a section titled "Select a Platform" with a table listing various trading platforms. At the bottom of the main content area, there is a green notification banner with a checkmark icon, the text "You have successfully unsubscribed", a close button (X), and the word "Cost".

Name
CQG Desktop (web and mobile)
CQG QTrader
CQG Integrated Client
MT5
Barchart Trader
Motivewave
Tradingview
QST
Barchart CmdtyView
CQG One
QT Market Center

Market Data

The platform will come with free delayed market data. To subscribe to real-time data, go to <https://stonexmarketdata.gainfutures.com>

Download and install MT5 software

Go to <https://download.mql5.com/cdn/web/metaquotes.software.corp/mt5/mt5setup.exe>

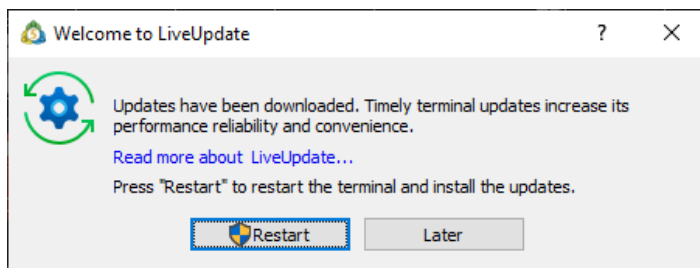
1. Run the setup file. Click **Next**.



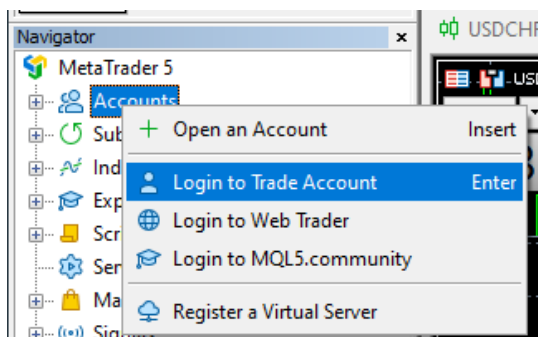
- Additional components will be downloaded.



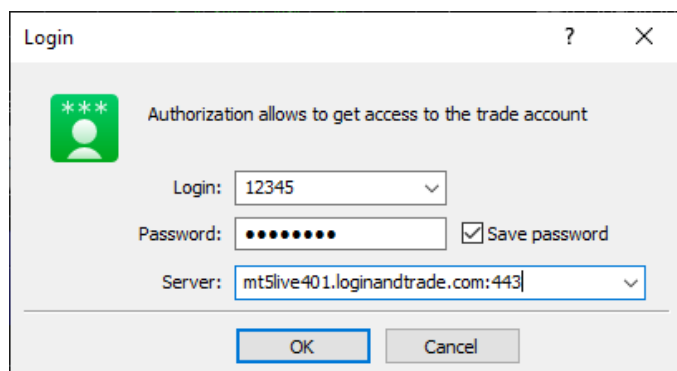
- Once complete, MT5 will open. After a period of time, you may be prompted to restart for additional updates. Click **Restart**.



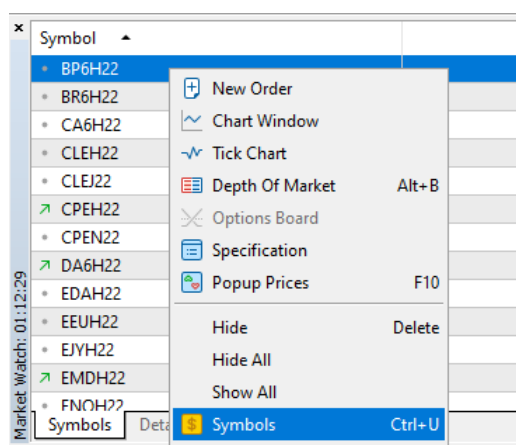
- To login to your StoneX futures account, right click on **Accounts** and go to **Login to Trade Account**.



5. Enter the **Login** (only numbers) and **Password**, as provided in our welcome email. Then, enter the server **mt5live401.loginandtrade.com:443**.



6. Next, configure your Market Watch for futures symbols you want to monitor. Right click and go to **Symbols**.



- Highlight the symbols you want to see and click on **Show Symbol**. Symbols are grouped by the exchange on the left side. When completed, click **Ok**.

The screenshot shows the 'Symbols' window in MetaTrader 5. The 'Specification' tab is selected. The left sidebar shows a tree view of exchanges under 'MetaTrader 5', with 'Futures' expanded to show 'CME', 'NYMEX', 'COMEX', 'CBOT', 'SMFE', and 'Custom'. The main area displays a table of symbols. The symbol 'BP6H22' is highlighted. Below the table, the specifications for 'BP6H22, British Pound (Globex): March 2022' are listed.

Symbol	Description	Expiration
BR6H22	Brazilian Real (Globex): March 2022	2022.02.28
GLEG22	Live Cattle (Globex): February 2022	2022.02.28
GDCG22	Milk Class III (Globex): February 2022	2022.03.01
NKDH22	Nikkei 225 (Globex): March 2022	2022.03.10
BP6H22	British Pound (Globex): March 2022	2022.03.14
DA6H22	Australian Dollar (Globex): March 2022	2022.03.14
EDA6H22	Eurodollar (Globex): March 2022	2022.03.14
EEUH22	E-mini Euro FX: March 2022	2022.03.14
EJYH22	E-mini Yen: March 2022	2022.03.14
EJ6H22	Euro FX (Globex): March 2022	2022.03.14
GLBH22	1-Month Eurodollar (Globex): March 2022	2022.03.14
JY6H22	Japanese Yen (Globex): March 2022	2022.03.14
M6AH22	E-Micro AUD/USD: March 2022	2022.03.14
M6BH22	E-Micro GBP/USD: March 2022	2022.03.14

BP6H22, British Pound (Globex): March 2022		
01 Digits		4
1/2 Contract size		1
01 Spread		floating
01 Stops level		0
ab Margin currency		USD
ab Profit currency		USD
Calculation		Exchange Futures
ab Basis		BP6
1/2 Tick size		0.0001
1/2 Tick value		6.25
Chart mode		By last price
Margin rate	Initial	Maintenance

Buttons at the bottom: **Show Symbol** (highlighted), Hide Symbol, Create Custom Symbol, and OK.

8. Next, change the symbols in the charts. Drag from the symbol in the Market Watch window and into one of the charts.

BEFORE:

The screenshot shows the MetaTrader 5 interface. On the left is the Market Watch window with a table of symbols and their bid/ask prices. Below it is the Navigator window showing a tree view of account and tool categories. On the right are four chart windows, each displaying a placeholder text: EURUSD,H1 (Euro vs US Dollar), GBPUSD,H1 (Pound Sterling vs US Dollar), USDCHF,H1 (US Dollar vs Swiss Franc), and USDJPY,H1 (US Dollar vs Yen).

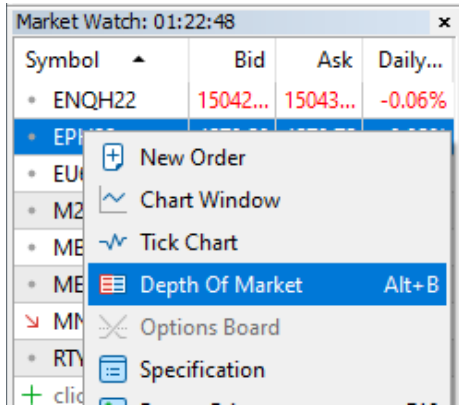
Symbol	Bid	Ask	Daily...
GLBX22			
EDAU22	99.215	99.220	
EDAH22	99.410	99.415	0.01%
EU6U22	1.108...	1.133...	
EU6H22	1.143...	1.143...	0.06%
EJVH22	0.008...	0.008...	0.01%
EPH22	4581....	4581....	1.39%
ENQH22	1505...	1505...	2.08%
EEUH22	1.1431	1.1438	0.05%

AFTER:

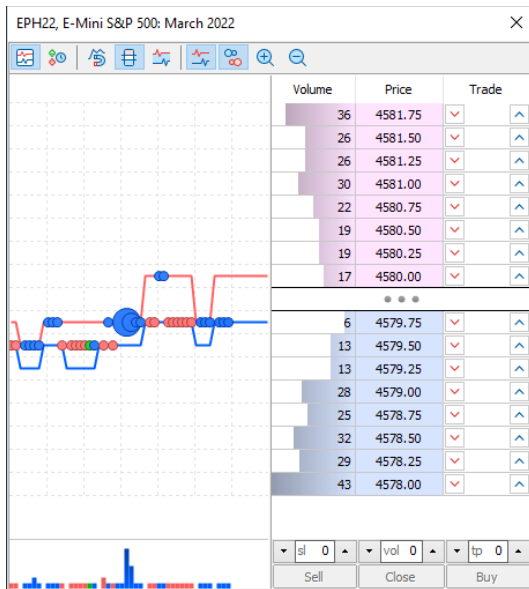
The screenshot shows the MetaTrader 5 interface after the symbols have been changed. The Market Watch window now displays a different set of symbols. The Navigator window remains the same. The four chart windows now show price data for EPH22,H1, M2KH22,H1, MESH22,H1, and RTYH22,H1. Yellow arrows indicate the process of dragging symbols from the Market Watch window to the charts. Trade orders are visible on the charts, such as 'SELL 4579 25' and 'BUY 4579 50' for EPH22,H1.

Symbol	Bid	Ask	Daily...
ENQH22	15046...	15047...	-0.03%
EPH22	4579.25	4579.50	-0.04%
EU6H22	1.14270	1.14280	-0.04%
M2KH22	2078.0	2078.3	-0.02%
MBTH22	44590	44660	0.45%
MESH22	4579.50	4579.75	-0.04%
MNQH22	15046...	15047...	-0.04%
RTYH22	2078.0	2078.3	-0.01%

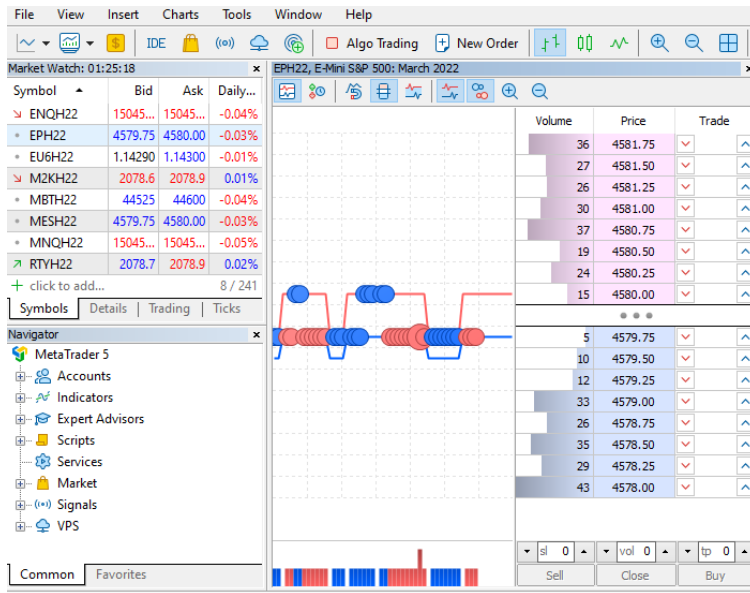
- To enable a depth of market window, right click on a symbol and go to **Depth of Market**. The window may be a separate window, you can drag to dock into the main window.



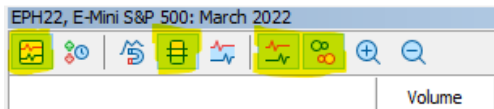
Undocked:



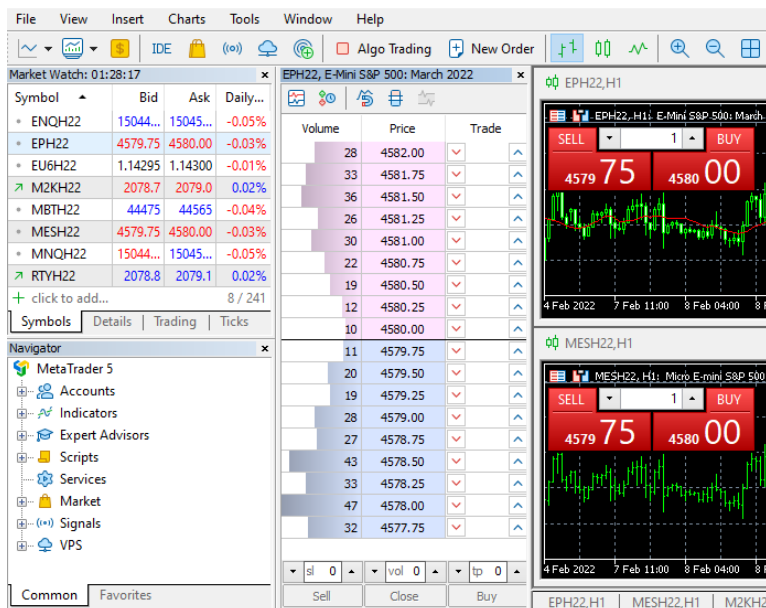
Docked:



To reduce the amount of space used when docked, click off some of the features:



Example:



For additional help, access the **Help** menu.

Symbol Guide

MT5/CQG Symbol	GAIN Trader Symbol	Description	Months offered
BP6	6B	British Pound -- GLOBEX	4
BR6	6R	Brazilian Real -- Globex	4
BTC	BTC	Bitcoin -- GLOBEX	2
BIT	BIT	Nano Bitcoin -- FAIRX	2
CA6	6C	Canadian Dollar -- GLOBEX	4
CLE	GCL	Crude Oil -- NYMEX/GLOBEX	4
CPE	GHG	Copper - High Grade -- COMEX/GLOBEX	4
DA6	6A	Australian Dollar -- GLOBEX	4
EDA	GE	Eurodollar -- GLOBEX	4
EEU	E7	EuroFX - E-Mini -- GLOBEX	2
EJY	J7	Japanese Yen - E-Mini -- GLOBEX	2
EMD	EMD	S&P MidCap 400 - E-Mini -- GLOBEX	2
ENQ	NQ	NASDAQ 100 Index - E-Mini -- GLOBEX	2
EP	ES	S&P 500 Index - E-Mini -- GLOBEX	2
EU6	6E	EuroFX -- GLOBEX	4
FVA	ZF	U.S. 5 Year Treasury Note -- CBOT-G	2
GCE	GGC	Gold -- COMEX/GLOBEX	4
GDC	DA	Milk Class III -- GLOBEX	3
GF	GF	Feeder Cattle -- GLOBEX	3
GLE	LE	Live Cattle -- GLOBEX	3
GMCD	MCD	Micro CAD/USD -- GLOBEX	2
HE	HE	Lean Hogs -- GLOBEX	3
HOE	GHO	NY Harbor ULSD -- NYMEX/GLOBEX	12
JY6	6J	Japanese Yen -- GLOBEX	4
M2K	M2K	Micro E-mini Russell 2000 Index -- GLOBEX	2
M6A	M6A	Micro AUD/USD -- GLOBEX	2
M6B	M6B	Micro GBP/USD -- GLOBEX	2
M6E	M6E	Micro EUR/USD -- GLOBEX	2
MBT	MBT	Micro Bitcoin -- GLOBEX	2
MCLE	MCL	Micro WTI Crude Oil -- NYMEX/GLOBEX	12
MES	MES	Micro E-mini S&P 500 Index -- GLOBEX	2
MGC	MGC	Micro Gold -- COMEX/GLOBEX	4
MHG	MHG	Micro Copper -- COMEX/GLOBEX	4
MNQ	MNQ	Micro E-mini Nasdaq-100 Index -- GLOBEX	2
MQC	QC	E-mini Copper -- COMEX/GLOBEX	4
MQI	QI	E-mini Silver -- COMEX/GLOBEX	4
MQO	QO	E-mini Gold -- COMEX/GLOBEX	4

MT5/CQG Symbol	GAIN Trader Symbol	Description	Months offered
MSF	MSF	Micro CHF/USD -- GLOBEX	2
MYM	MYM	Micro E-mini Dow Index -- CBOT-G	2
NE6	6N	New Zealand Dollar -- GLOBEX	2
NET	ET	Nano Ether -- FAIRX	2
NGE	GNG	Natural Gas -- NYMEX/GLOBEX	12
NKD	NKD	NIKKEI 225 -- GLOBEX	2
NQG	QG	E-mini Natural Gas -- NYMEX/GLOBEX	6
NQM	QM	E-mini Crude Oil -- NYMEX/GLOBEX	6
PLE	GPL	Platinum -- NYMEX/GLOBEX	4
RBE	GRB	RBOB Gasoline -- NYMEX/GLOBEX	12
RTY	RTY	E-mini Russell 2000 Index -- GLOBEX	2
S10Y	S10Y	Small 10 Year U.S. Treasury Yield Index -- SMXCH	2
S2Y	S2Y	Small 2 Year U.S. Treasury Yield Index -- SMXCH	2
S30Y	S30Y	Small 30 Year U.S. Treasury Yield Index -- SMXCH	2
SF6	6S	Swiss Franc -- GLOBEX	4
SIE	GSI	Silver -- COMEX/GLOBEX	4
SIL	SIL	Micro Silver -- COMEX/GLOBEX	4
SMO	SMO	Small US Crude Oil -- SMXCH	2
TUA	ZT	U.S. 2 Year Treasury Note -- CBOT-G	2
TYA	ZN	U.S. 10 Year Treasury Note -- CBOT-G	2
ULA	UB	Ultra T-Bond -- CBOT-G	2
USA	ZB	U.S. 30 Year Treasury Bond -- CBOT-G	2
XB	XB	Mini-Sized Soybeans -- CBOT-G	6
XC	XC	Mini-Sized Corn -- CBOT-G	6
XW	XW	Mini-Sized Wheat -- CBOT-G	6
YM	YM	Dow Jones - \$5 Mini -- CBOT-G	2
Z10Y	10Y	Micro 10-Year Yield -- CBOT-G	2
ZCE	ZC	Corn -- CBOT-G	6
ZLE	ZL	Soybean Oil -- CBOT-G	6
ZME	ZM	Soybean Meal -- CBOT-G	6
ZOE	ZO	Oats -- CBOT-G	6
ZQE	ZQ	Fed Funds 30 Day -- CBOT-G	12
ZRE	ZR	Rough Rice -- CBOT-G	6
ZSE	ZS	Soybeans -- CBOT-G	6
ZWA	ZW	Wheat -- CBOT-G	6

SOFTWARE SUBSCRIPTION TERMS

TERMS OF USE

By purchasing a subscription you signify that you have read, understand and agree to be bound by the Subscription Terms in effect at the time of your purchase. Your purchases through StoneX Financial Inc.'s website and your use of StoneX Financial Inc.'s service are also governed by StoneX Financial Inc.'s customer agreement as amended from time to time. A copy of the Customer Agreement is located at <https://my.stonex.com>.

Except as otherwise stated, these Subscription Terms are subject to change at any time and in StoneX Financial Inc.'s sole discretion. Any changes are effective thirty (30) days after we post such revised Subscription Terms to our website (indicated by revising the date at the top of these Subscription Terms), or upon your acceptance if we provide a mechanism for your immediate acceptance of the revised Subscription Terms (such as a click-through confirmation or acceptance button). It is your responsibility to check the website regularly for changes to these Subscription Terms. If you do not agree to these Subscription Terms, please do not purchase a subscription.

If you have any questions regarding these Subscription Terms, please contact us by emailing GFSupport@StoneX.com.

PURCHASE & ACCOUNT SECURITY

In order to purchase a subscription, you must set up a registered account with StoneX Financial Inc. To protect the security of your account, you should not provide anyone with your account login credentials.

PRICES & AVAILABILITY

All prices are shown in U.S. dollars. While we have the right to change the prices at any time, the prices associated with your subscription will become effective subject to the renewal provisions below.

PAYMENT OPTIONS

StoneX Financial Inc. accepts payments by deducting fees from your trading account. By purchasing a subscription, you acknowledge that you authorize StoneX Financial Inc. to charge the cost of the purchase (including taxes and any other amounts described on the website) to that account. If adequate funds are not available in the account, your order may be suspended or cancelled automatically. Cancellation processing fees may apply even if adequate funds are not available in the account by the time StoneX Financial Inc. submits the charges.

CANCELLATIONS AND REFUNDS

You may terminate or modify your subscription by changing your 3rd Party Software entitlement within StoneX Financial Inc. MyAccount portal. Subscription fees are non-refundable, except as provided in these Subscription Terms or as required by law. You understand that all Subscription costs must be paid in advance.

RENEWALS

At the expiration of your subscription, StoneX Financial Inc. will automatically bill your account for an additional service term equal to the length of time of your original subscription. Unless you notify StoneX Financial Inc. that you wish to cancel your services and receive a confirmation of the cancelation prior to the expiration of your subscription, your subscription will automatically renew.

PRORATED BILLING

Subscription costs are based on full service term length of time and no prorated billing amount will be applied for subscription after the first calendar day of the month. No prorated credit will be given for unused time after a subscription has been terminated or modified.